



One-stop shop



On-time delivery



Independent technical advice



ANDERSON POWER CONNECTORS

ANDERSON POWER™

Anderson Power Products, is an international leader in high power interconnect solutions. In 1877, Anderson began as a small company in Boston, MA making innovative trolley and railway power designs. Today as a subsidiary of IDEAL® Industries APP connectors are used around the world across many markets including: Telecom & IT Equipment, Motive Power, and Alternative Energy. APP offers a range of connectors to meet power, signal, & ground needs in protected or environmentally exposed applications.

SBS series

SBS® - The “Storage Battery Safety” connector provides a compact connection with a touch safe interface. This series of the Multipole connector family continues to add new features and capabilities. Some models offer auxiliary capabilities or ground options.

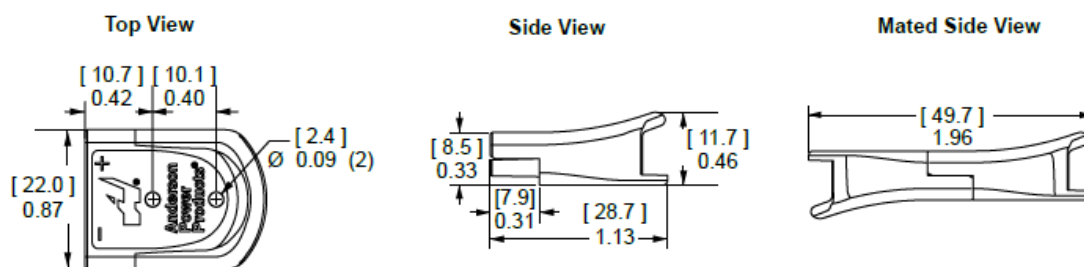
SBS® Mini Connector series is our smallest DC power connector in the SBS® group. The SBS® Mini securely holds two crimp and poke contacts with sacrificial tips to enable hot swap capabilities on DC circuits. The low resistance contacts accept 20 to 10 AWG (0.52 to 5.3 mm²) wires allowing up to 52 A of UL rated performance per position.



SBS Mini



Standard housings		
Color	Ordering code	Description
Red	B02265G1	Housing SBS Mini – Red
Black	B02265G2	Housing SBS Mini – Black
Blue	B02265G3	Housing SBS Mini – Blue
Gray	B02265G4	Housing SBS Mini – Gray






Silver plated wire contacts		
Section	Ordering code	Description
20 to 16 AWG	1332-BK	Main Contact – AWG16-20 (1,31 - 0,52 mm ²)
16 to 12 AWG	1331-BK	Main Contact – AWG12-16 (3,3 - 1,31 mm ²)
20 to 16 AWG	262G2-LPBK	Main Contact – AWG16-20 (1,31 - 0,52 mm ²)
14 to 10 AWG K*	261G3-LPBK	Main Contact – AWG10-14 (5,3 - 2,1 mm ²)

K* - for 10 AWG class K stranded wire or smaller

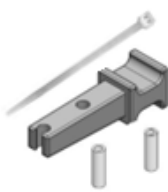

Tin plated wire contacts		
Section	Ordering code	Description
20 to 16 AWG	262G1-LPBK	Main Contact – AWG16-20 (3,3 - 0,52 mm ²) – loose piece
16 to 12 AWG	261G1-LPBK	Main Contact – AWG12-16 (3,3 - 1,31 mm ²) – loose piece
14 to 10 AWG K*	261G2-LPBK	Main Contact – AWG10-14 (5,3 - 2,1 mm ²) – loose piece

K* - for 10 AWG class K stranded wire or smaller






-  One-stop shop
-  On-time delivery
-  Independent technical advice



Accessories SBS Mini		
Picture	Ordering code	Description
	B02597G4KIT	SBS Mini Clamp Kit, Gray, incl. retaining pins and cable tie 





-  One-stop shop
-  On-time delivery
-  Independent technical advice



SBS50



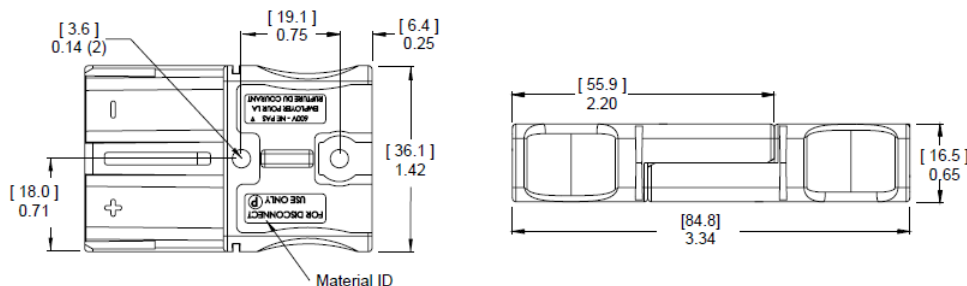
Standard housings		
Color	Ordering code	Description
Red	SBS50RED-BK	SBS50 Housing – Red
Gray	SBS50GRA-BK	SBS50 Housing – Gray
Blue	SBS50BLU-BK	SBS50 Housing – Blue
Black	SBS50BLK-BK	SBS50 Housing – Black
Brown*	SBS50BRN-BK	SBS50 Housing – Brown
White	SBS50WHT-BK	SBS50 Housing – White
Green	SBS50GRN-BK	SBS50 Housing – Green


* NOTE: SBS50 Brown key can be intermated with both White and Red housings




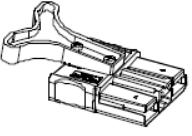
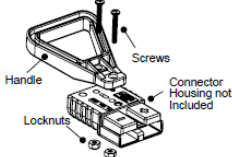
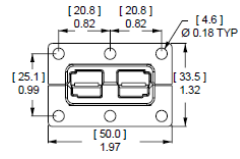
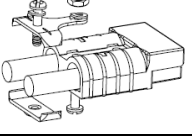
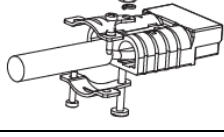
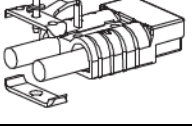

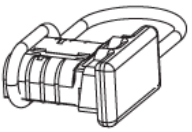
Chemical resistant housings		
Color	Ordering code	Description
Red	PSBS50RED-BK	SBS50 Chemical Resistance Housing – Red
Gray	PSBS50GRA-BK	SBS50 Chemical Resistance Housing – Gray
Blue	PSBS50BLU-BK	SBS50 Chemical Resistance Housing – Blue
Black	PSBS50BLK-BK	SBS50 Chemical Resistance Housing – Black
Brown*	PSBS50BRN-BK	SBS50 Chemical Resistance Housing – Brown
White	PSBS50WHT-BK	SBS50 Chemical Resistance Housing – White

* NOTE: SBS50 Brown key can be intermated with both White and Red housings






 Silver plated wire contacts		
Section	Ordering code	Description
12-10 AWG	1339G3-BK	Main contact SBS50 – AWG10/12 (5,3 - 3,3 mm ²)
8 AWG	1339G5-BK	Main contact SBS50 – AWG8 (8,4 mm ²)
6 AWG	1339G2-BK	Main contact SBS50 – AWG6 (13,3 mm ²)



Accessories SBS50		
Picture	Ordering code	Description
	5912-BK 5910-BK 5913-BK	Reducing bushing APP AWG6 – AWG8 (13,3 - 8,37 mm ²) Reducing bushing APP AWG6 – AWG10-12 (13,3 - 5,3/3,3 mm ²) Reducing bushing APP AWG6 – AWG14-16 (13,3 - 2,1/1,31 mm ²)
	SBS50-HDL-RED PSBS50-HDL-RED	Handle T-shaped – SBS50 – Red Handle T-shaped – SBS50 – Red – Chemical resistant
	997G1-GRAY	Handle A-shaped – SBS50 – Gray
	1466G1	SBS50 panel mount bracket set
	990G1-BK	Cable Clamp SBS50 – Bolt on – Discrete conductor
	5905-BK	Cable Clamp SBS50 – Bolt on – Bundled conductor
	990-BK 990G2-BK	Cable clamp SBS50 – self-attaching – AWG6-8 Cable clamp SBS50 – self-attaching – AWG10-12
	B02647GKIT1	SBS50 Plastic Cable Clamp Kit, Gray (includes tie and screws)
	134G1-B 134G1-R	Dust cover SBS50, Black Dust cover SBS50, Red



-  One-stop shop
-  On-time delivery
-  Independent technical advice



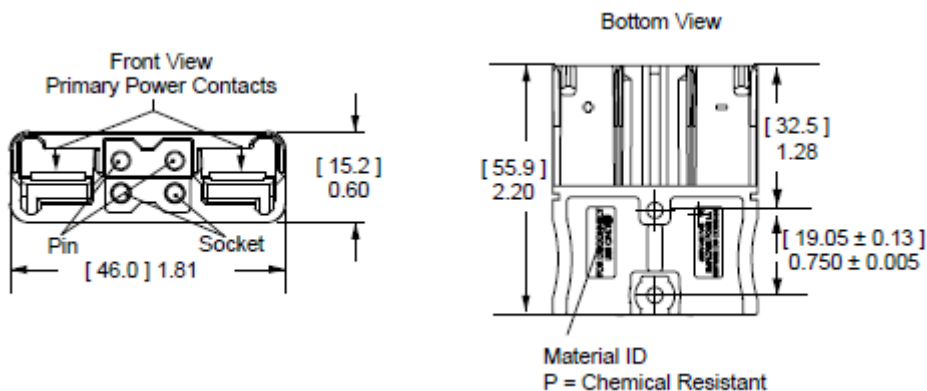
SBS75X 



Standard housings		
Color	Ordering code	Description
Gray	SBS75XGRA-BK	SBS75X Housing – Gray
Blue	SBS75XBLU-BK	SBS75X Housing – Blue
Black	SBS75XBLK-BK	SBS75X Housing – Black
Brown	SBS75XBRN-BK	SBS75X Housing – Brown
White	SBS75XWHT-BK	SBS75X Housing – White
Green	SBS75XGRN-BK	SBS75X Housing – Green




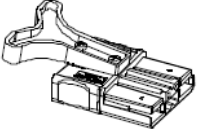
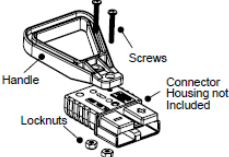

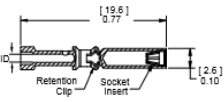
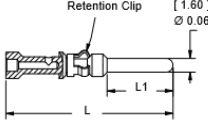
Chemical resistant housings		
Color	Ordering code	Description
Gray	PSBS75XGRA-BK	SBS75X Chemical Resistance Housing – Gray
Blue	PSBS75XBLU-BK	SBS75X Chemical Resistance Housing – Blue
Black	PSBS75XBLK-BK	SBS75X Chemical Resistance Housing – Black
Brown	PSBS75XBRN-BK	SBS75X Chemical Resistance Housing – Brown
White	PSBS75XWHT-BK	SBS75X Chemical Resistance Housing – White
Green	PSBS75XGRN-BK	SBS75X Chemical Resistance Housing – Green






 **Silver plated wire contacts**

Section	Ordering code	Description
12-10 AWG	1339G3-BK	Main contact SBS75X – AWG10/12 (5,3 - 3,3 mm ²)
8 AWG	1339G5-BK	Main contact SBS75X – AWG8 (8,4 mm ²)
6 AWG	1339G2-BK	Main contact SBS75X – AWG6 (13,3 mm ²)



Accessories SBS75X		
Picture	Ordering code	Description
	5912-BK 5910-BK 5913-BK	Reducing bushing APP AWG6 – AWG8 (13,3 - 8,37 mm ²) Reducing bushing APP AWG6 – AWG10-12 (13,3 - 5,3/3,3 mm ²) Reducing bushing APP AWG6 – AWG14-16 (13,3 - 2,1/1,31 mm ²)
	SBS50-HDL-RED PSBS50-HDL-RED	Handle T-shaped – SBS75X – Red Handle T-shaped – SBS75X – Red – Chemical resistant
	997G1-GRAY	Handle A-shaped – SBS75X – Gray
	PSBS75XCLP1-BK PSBS75XCLP2-BK	Large Wire Clamp Kit w/ Hardware (O.D. 9,9 to 15,2 mm) Small Wire Clamp Kit w/ Hardware (O.D. 8,6 to 14,0 mm) The given wire O.D. information is an estimate. Cable clamps should be evaluated for performance with the actual wire to be used.
	PM16S12S32 PM16S1416S32 PM16S1620S32 PM16S2024S32	<u>Socket Contacts for SBS75X Auxiliary</u> PowerMod Socket 12 AWG (2,5 mm ²) PowerMod Socket 16-14 AWG (1,0 - 1,5 mm ²) PowerMod Socket 20-16 AWG (0,75 - 1,0 mm ²) PowerMod Socket 24-20 AWG (0,50 - 0,75 mm ²)
	PM16P12S30 PM16P1416S30 PM16P1620S30 PM16P2024S30 PM16P12A30 PM16P1416A30 PM16P1620A30 PM16P2024A30 PM16P12C30 PM16P1416C30 PM16P1620C30 PM16P2024C30	<u>Pin Contacts for SBS75X Auxiliary</u> PowerMod Pin 12 AWG, Standard Length 7,7 mm PowerMod Pin 16-14 AWG, Standard Length 7,7mm PowerMod Pin 20-16 AWG, Standard Length 7,7mm PowerMod Pin 24-20 AWG, Standard Length 7,7mm PowerMod Pin 12 AWG, Pre-Mate 9,3 mm PowerMod Pin 16-14 AWG, Pre-Mate 9,3mm PowerMod Pin 20-16 AWG, Pre-Mate 9,3mm PowerMod Pin 24-20 AWG, Pre-Mate 9,3mm PowerMod Pin 12 AWG, Post-Mate 6,6mm PowerMod Pin 16-14 AWG, Post-Mate 6,6mm PowerMod Pin 20-16 AWG, Post-Mate 6,6mm PowerMod Pin 24-20 AWG, Post-Mate 6,6mm



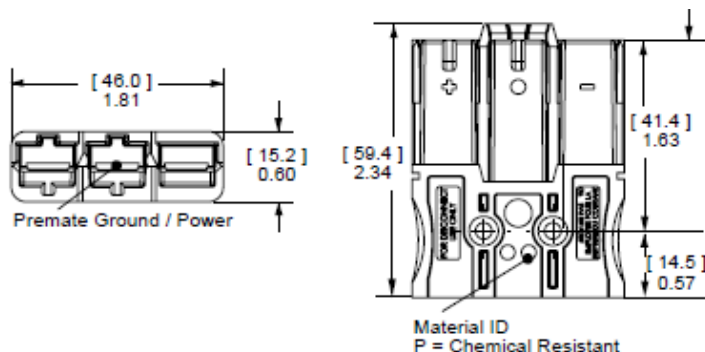
-  One-stop shop
-  On-time delivery
-  Independent technical advice





SBS75G




Standard housings		
Color	Ordering code	Description
Blue	SBS75XBLU-BK	SBS75G Housing – Blue
Black	SBS75XBLK-BK	SBS75G Housing – Black
Brown	SBS75XBRN-BK	SBS75G Housing – Brown
White	SBS75XWHT-BK	SBS75G Housing – White




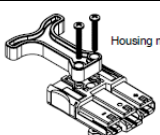
 Silver plated wire contacts		
Section	Ordering code	Description
12-10 AWG	1339G3-BK	Main contact SBS75G – AWG10/12 (5,3 - 3,3 mm ²)
8 AWG	1339G5-BK	Main contact SBS75G – AWG8 (8,4 mm ²)
6 AWG	1339G2-BK	Main contact SBS75G – AWG6 (13,3 mm ²)

 Silver plated Pre-mate wire contacts (ground)		
Section	Ordering code	Description
12-10 AWG	1340G3-BK	SBS75G .14" AWG12-10 PRE-MATE CONTACT
8 AWG	1340G2-BK	SBS75G .19" AWG 8 PRE-MATE CONTACT
6 AWG	1340G1-BK	SBS75G .22" AWG 6 PRE-MATE CONTACT






Ground Indicator

Accessories SBS75G

Picture	Ordering code	Description
	5912-BK 5910-BK 5913-BK	Reducing bushing APP AWG6 – AWG8 (13,3 - 8,37 mm ²) Reducing bushing APP AWG6 – AWG10-12 (13,3 - 5,3/3,3 mm ²) Reducing bushing APP AWG6 – AWG14-16 (13,3 - 2,1/1,31 mm ²)
 Housing not included	SBS75G-HDL-RED	Handle T-shaped – SBS75G – Red






-  One-stop shop
-  On-time delivery
-  Independent technical advice



SBS PCB Connectors



SBS75X Assembled PCB Connector

Color	Ordering code	Description
Black	SBS75XPRBLK-BK	SBS75X PCB Connector – Black – Tin Contacts
	SBS75XPRSBLK-BK	SBS75X PCB Connector – Black – Silver Contacts

* Fully assembled PCB connector is designed to mate with SBS75X Wire connector only. All positions are preloaded with contacts including standard mating length auxiliary positions. Press fit board locks help secure the connector to the PCB before and after soldering. Choose between tin or silver contacts



SBS75G Assembled PCB Connector

Color	Ordering code	Description
Black	SBS75GPRBLK-BK	SBS75G PCB Connector – Black

* Fully assembled PCB connector is designed to mate with SBS75G Wire connector only. Has press fit board locks to help secure the connector to the PCB before and after soldering.