






-  One-stop shop
-  On-time delivery
-  Independent technical advice



ANDERSON POWER CONNECTORS

ANDERSONPOWER™




Anderson Power Products, is an international leader in high power interconnect solutions. In 1877, Anderson began as a small company in Boston, MA making innovative trolley and railway power designs. Today as a subsidiary of IDEAL® Industries APP connectors are used around the world across many markets including: Telecom & IT Equipment, Motive Power, and Alternative Energy. APP offers a range of connectors to meet power, signal, & ground needs in protected or environmentally exposed applications.

SB series

Based off the design pioneered by Anderson[™] in 1953, the two pole SB connectors set the standard for DC power distribution and battery connections. SB 50 connectors feature a one piece plastic housing using stainless steel springs to hold low resistance contacts in place. Wires sizes from 16 to 6 AWG (1.5 to 13.3 mm²) are held in the smallest of the SB series housings.





-  One-stop shop
-  On-time delivery
-  Independent technical advice



SB50 

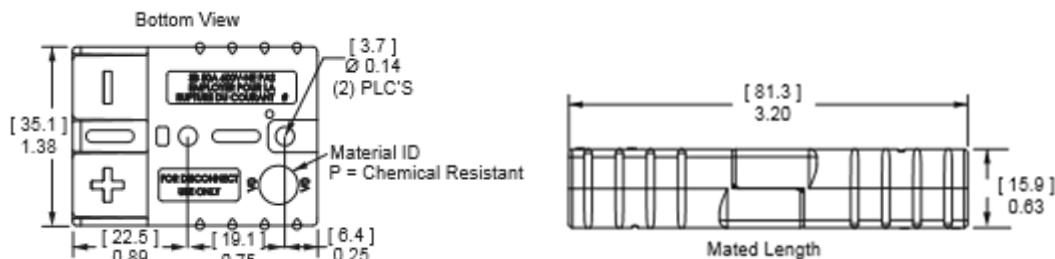


Connectors = Standard housing + wire contacts (set)			
Color	6 AWG	8 AWG	12-10 AWG
Yellow	6331G7	6322G7	6331G8
Orange	6331G11	6331G13	6331G12
Red	6331G1	6332G2	6331G2
Gray	6319	6319G2	6319G1
Blue	6331G5	6332G5	6331G6
Green	6331G9	6332G10	6331G10
Black	6331G3	6332G4	6331G4



Standard housings		
Color	Ordering code	Description
Yellow	992G5-BK	Housing SB 50 – Yellow
Orange	992G7-BK	Housing SB 50 – Orange
Red	992G1-BK	Housing SB 50 – Red
Gray	992-BK	Housing SB 50 – Gray
Blue	992G4-BK	Housing SB 50 – Blue
Green	992G6-BK	Housing SB 50 – Green
Black	992G2-BK	Housing SB 50 – Black


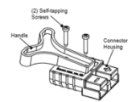
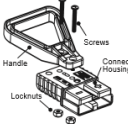
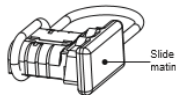
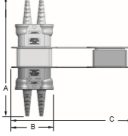
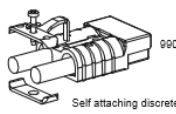
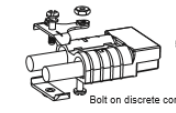
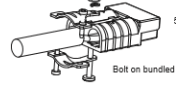

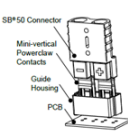
Note: SB 50 black and grey housings have the same keying features and can be intermated



 **Silver plated wire contacts**

Section	Ordering code	Description
12 to 10 AWG	5915-BK	Main Contact SB 50/PP 75 – 12-10 AWG (3,3 – 5,3 mm ²)
8 AWG	5952-BK	Main Contact SB 50/PP 75 – 8 AWG (8,4 mm ²)
6 AWG	5900-BK	Main Contact SB 50/PP 75 – 6 AWG (13,3 mm ²)

Accessories

Picture	Ordering code	Description
	5912-BK 5910-BK 5913-BK	Reducing Bushing APP 6 AWG – 8 AWG Reducing Bushing APP 6 AWG – 12-10 AWG Reducing Bushing APP 6 AWG – 16-14 AWG
	SB50-HDL-RED	Handle T-shaped SB 50 – Red
	997G1-GRAY	Handle SB 50/SB 120 – Gray
	134G1-B 134G1-R	Dust Cover SB 50 – Black Dust Cover SB 50 – Red
 A: 5.9" – B: 1.8" – C: 6.3"	3-6054P2 3-6055P2	Environmental Boot with cover SB 50 – Load Environmental Boot with cover SB 50 – Source
	990 990G2	Cable Clamp, self-attaching for discrete conductor – AWG 8-6 Cable Clamp, self-attaching for discrete conductor – AWG 12-10
	990G1	Cable Clamp for discrete conductor – AWG 12-6
	5905	Cable Clamp for bundled conductor – 0.32"-0.45"
	B02644GKIT1	SB50 Plastic Cable Clamp Kit (includes ties and screws), Black
	PC-HSG-SB-BK	SB50 PCB Guide Housing



- One-stop shop
- On-time delivery
- Independent technical advice



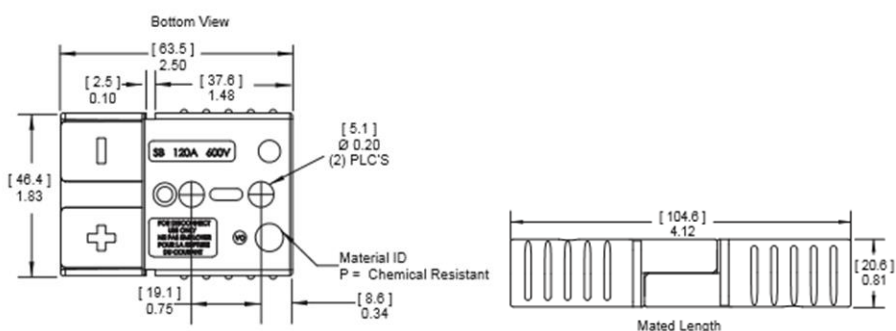
SB120



Connectors = Housing + wire contacts (set)				
Color	1 AWG	2 AWG	4 AWG	6 AWG
Red	6802	6802G1	6802G2	6802G3
Gray	6800	6800G1	6800G2	6800G3
Blue	6801	6801G1	6801G2	6801G3




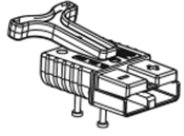
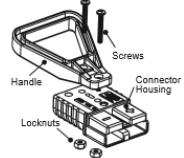
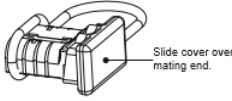
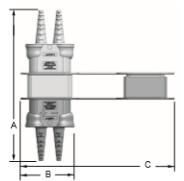
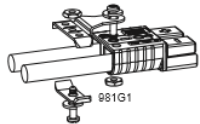
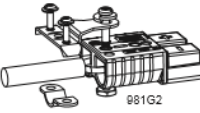
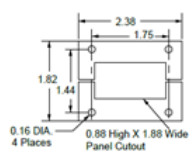
Standard housings		
Color	Ordering code	Description
Red	6810G3-BK	Housing SB 120 – Red
Gray	6810G1-BK	Housing SB 120 – Gray
Blue	6810G2-BK	Housing SB 120 – Blue






 **Silver plated wire contacts**

Section	Ordering code	Description
6 AWG	1319G6-BK	Main Contact SB 120/PP 120 – 6 AWG (13,3 mm ²)
4 AWG	1319G4-BK	Main Contact SB 120/PP 120 – 4 AWG (21,2 mm ²)
2 AWG	1319-BK	Main Contact SB 120/PP 120 – 2 AWG (33,6 mm ²)
1 AWG	1323G1-BK	Main Contact SB 120/PP 120 – 1 AWG (42,4 mm ²)

Accessories

Picture	Ordering code	Description
	5919-BK 5920-BK 5921-BK	Reducing Bushing APP 2 AWG – 4 AWG Reducing Bushing APP 2 AWG – 6 AWG Reducing Bushing APP 2 AWG – 10-8 AWG
	SB120-HDL-RED	Handle T-shaped SB 120 – Red
 Screws Connector Housing Locknut	997G1-GRAY	Handle SB 50/SB 120 – Grey
 Slide cover over mating end.	134G4-B 134G4-R	Dust Cover SB 120 – Black Dust Cover SB 120 – Red
 A: 7.9" – B: 2.8" – C: 8.0"	3-6035P1 3-6034P1	Environmental Boot with cover SB 120 – Load Environmental Boot with cover SB 120 – Source
 981G1	981G1	Cable Clamp for discrete conductor – 0.70"-0.23"
 981G2	981G2	Cable Clamp for bundled conductor – 0.73"-0.29"
 2.38 1.75 1.82 1.44 0.16 DIA. 4 Places 0.88 High X 1.88 Wide Panel Cutout	1467G1	SB120 panel mount bracket set



-  One-stop shop
-  On-time delivery
-  Independent technical advice



SB175

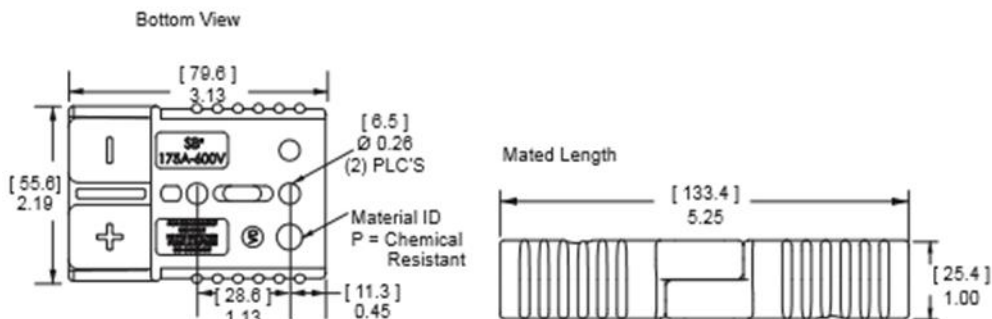


Connectors = Housing + wire contacts (set)					
Color	1/0 AWG	1 AWG	2 AWG	4 AWG	6 AWG
Yellow	6328G1	6328G3	6328G5	6328G6	6328G8
Orange	6327G1	6327G3	6327G5	6327G6	6327G8
Red	6329G1	6329G3	6329G5	6329G6	6329G8
Gray	6325G1	6325G3	6325G5	6325G6	6325G8
Blue	6326G1	6326G3	6326G5	6326G6	6326G8
Black (keyless)	6330G1	6330G3	6330G5	6330G6	6330G8



Standard housings		
Color	Ordering code	Description
Yellow	943-BK	Housing SB 175 – Yellow
Orange	942-BK	Housing SB 175 – Orange
Red	949-BK	Housing SB 175 – Red
Gray	940-BK	Housing SB 175 – Gray
Blue	941-BK	Housing SB 175 – Blue
Black	2-7252G11	Housing SB 175 – Black


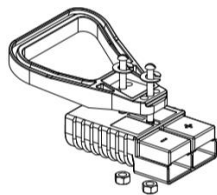
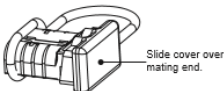
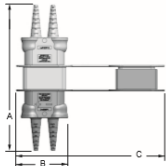
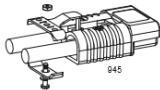
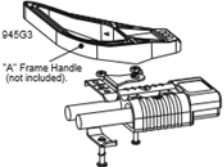
Note: SB 175 black is keyless and can be mated with all other colors.






 **Silver plated wire contacts**

Section	Ordering code	Description
6 AWG	1348-BK	Main Contact SB 175/PP 180 – 6 AWG (13,3 mm ²)
4 AWG	1384-BK	Main Contact SB 175/PP 180 – 4 AWG (21,1 mm ²)
2 AWG	1383-BK	Main Contact SB 175/PP 180 – 2 AWG (33,6 mm ²)
1 AWG	1347-BK	Main Contact SB 175/PP 180 – 1 AWG (42,4 mm ²)
1/0 AWG	1382-BK	Main Contact SB 175/PP 180 – 1/0 AWG (53,5 mm ²)

Accessories

Picture	Ordering code	Description
	5687-BK 5690-BK 5693-BK 5663-BK 5648-BK	Reducing Bushing APP 1/0 AWG – 1 AWG Reducing Bushing APP 1/0 AWG – 2 AWG Reducing Bushing APP 1/0 AWG – 4 AWG Reducing Bushing APP 1/0 AWG – 6 AWG Reducing Bushing APP 1/0 AWG – 10-8 AWG
	995G1-GRAY 995G3-RED	Handle SB 175/SBE 160 – Gray Handle SB 175/SBE 160 – Red
 Slide cover over mating end.	134G2-B 134G2-R	Dust Cover SB 175 – Black Dust Cover SB 175 – Red
 A: 9.5" – B: 3.2" – C: 9.3"	3-6037P1 3-6036P1	Environmental Boot with cover SB 175 – Load Environmental Boot with cover SB 175 – Source
	945	Cable clamp, self-attaching for discrete conductor – 0.55" - 0.24"
 945G3 *A* Frame Handle (not included).	945G3	Cable Clamp for discrete conductor – 0.66" - 0.24"






-  One-stop shop
-  On-time delivery
-  Independent technical advice



	<p>946G1</p>	<p>Cable Clamp for bundled conductor – 0.75”-0.29”</p>
	<p>SB175-LOCKOUT</p>	<p>Lockout SB 175</p>



-  One-stop shop
-  On-time delivery
-  Independent technical advice



SB350 

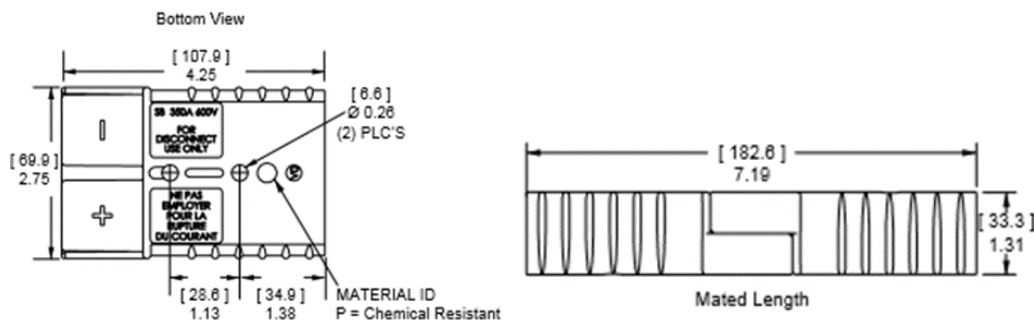


Connectors = Housing + wire contacts (set)					
Color	300 MCM	4/0 AWG	3/0 AWG	2/0 AWG	1/0 AWG
Yellow	6323G4	6323G2	6323G5	6323G1	6323G6
Orange	6400G4	6400G2	6400G5	6400G1	6400
Red	6322G4	6322G2	6322G5	6322G1	6322G6
Gray	6320G4	6320G2	6320G5	6320G1	6320G6
Blue	6321G4	6321G2	6321G5	6321G1	6321
Green	6324G4	6324G2	6324G5	6324G1	6324G6
Black	6321G10	6321G9	6321G6	6321G8	6321G7



Standard housings		
Color	Ordering code	Description
Yellow	914-BK	Housing SB 350 – Yellow
Orange	932-BK	Housing SB 350 – Orange
Red	913-BK	Housing SB 350 – Red
Gray	906-BK	Housing SB 350 – Gray
Blue	912-BK	Housing SB 350 – Blue
Green	931-BK	Housing SB 350 – Green
Black	2-7250G8	Housing SB 350 – Black


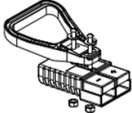
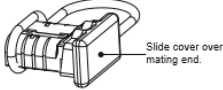
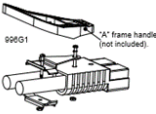
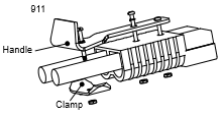
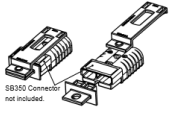
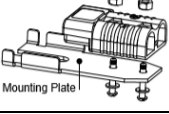
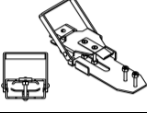
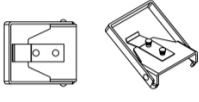
Note: SB 350 black and blue housings have the same keying features and can be intermated.



 **Silver plated wire contacts**

Section	Ordering code	Description
AWG 1/0	917-BK	Main Contact SB 350 – 1/0 AWG (53,5 mm ²)
AWG 2/0	907-BK	Main Contact SB 350 – 2/0 AWG (67,4 mm ²)
AWG 3/0	916-BK	Main Contact SB 350 – 3/0 AWG (85 mm ²)
AWG 4/0	908-BK	Main Contact SB 350 – 4/0 AWG (107,2 mm ²)
300mcm	910-BK	Main Contact SB 350 – 300 MCM (152 mm ²)

Accessories

Picture	Ordering code	Description
	5918-BK	Reducing Bushing APP 2/0 AWG – 1/0 AWG
	995G2-GRAY 995G4-RED	Handle SB 350/SBE 320 – Gray Handle SB 350/SBE 320 – Red
 Slide cover over mating end.	134G3-B 134G3-R	Dust Cover SB 350 – Black Dust Cover SB 350 – Red
 996G1 "A" frame handle (not included).	996G1	Cable Clamp for discrete conductor – 1"-0.35"
 911 Handle Clamp	911	Cable Clamp for discrete conductor w/ handle – 0.76"-0.32"
 SB350 Connector not included.	SB350-LOCKOUT	Lockout SB 350
 Mounting Plate	922G1	Manual Release SB 350 Mounting Half with hardware kit
	919	Manual Release SB 350 Locking Half with cable clamp
	919G1	Manual Release SB 350 Locking Half, no cable clamp