

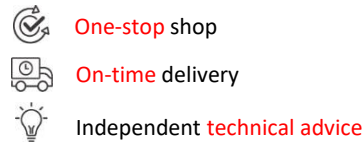
---

## ANDERSON POWER CONNECTORS

---

# ANDERSON POWER™

Anderson Power Products, is an international leader in high power interconnect solutions. In 1877, Anderson began as a small company in Boston, MA making innovative trolley and railway power designs. Today as a subsidiary of IDEAL® Industries APP connectors are used around the world across many markets including: Telecom & IT Equipment, Motive Power, and Alternative Energy. APP offers a range of connectors to meet power, signal, & ground needs in protected or environmentally exposed applications.



## SBX/SBO series

SBX and SBO connectors build on the capability of the SB connectors that handle two primary power contacts with the capacity to have up to 8 auxiliary power / signal contacts. The centers of the connector housing's feature a location for either: two PP15-45 housings and contacts, an innovative 1x4 auxiliary accessory, or two PPMX housings that can accommodate up to 8 aux contacts. In addition, the housings meet IEC 60950 & IEC60529 touch safe requirements.

Sequencing within auxiliary positions is possible using the 4 pin lengths available in the 1x4 auxiliary accessory however the auxiliary contacts mate last / un-mate first in relationship to the power contacts. SBX are molded from a rugged PC resin that is more impact resistant and are tested to UL/CSA requirements.



**SBO60**






**SBX175**



**SBX350**



-  One-stop shop
-  On-time delivery
-  Independent technical advice



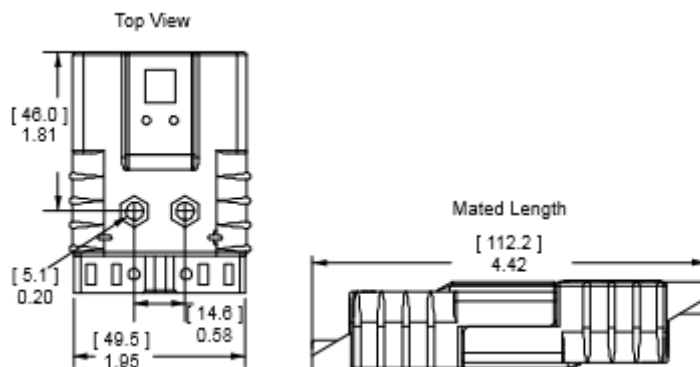
## SBO60






<b>Connectors = Housing + wire contacts (set)</b>		
<b>Color</b>	<b>6 AWG</b>	<b>4 AWG</b>
<b>Yellow</b>	SBO60YEL16MM	SBO60YEL25MM
<b>Orange</b>	SBO60ORN16MM	SBO60ORN25MM
<b>Red</b>	SBO60RED16MM	SBO60RED25MM
<b>White</b>	SBO60WHT16MM	SBO60GRA25MM



<b>Standard housings</b>		
<b>Color</b>	<b>Ordering code</b>	<b>Description</b>
<b>Yellow</b>	SBO60YEL	Housing SBO 60 – Yellow
<b>Orange</b>	SBO60ORN	Housing SBO 60 – Orange
<b>Red</b>	SBO60RED	Housing SBO 60 – Red
<b>White</b>	SBO60WHT	Housing SBO 60 – Gray






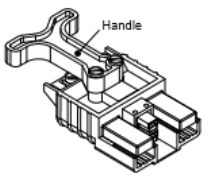
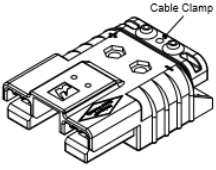
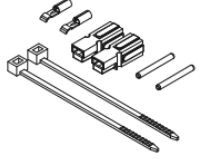
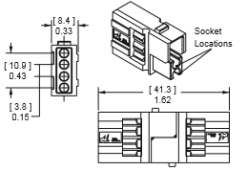
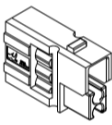
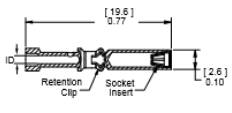
-  One-stop shop
-  On-time delivery
-  Independent technical advice

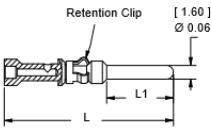
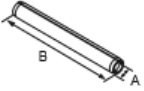
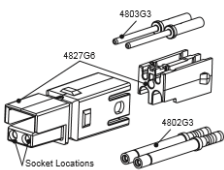



 **Silver plated wire contacts**




Section	Ordering code	Description
6 AWG	1339G1-BK	Main Contact SBE 80 – 6 AWG (16 mm <sup>2</sup> )
4 AWG	1339G4-BK	Main Contact SBE 80 – 4 AWG (25 mm <sup>2</sup> )

**Accessories**

Picture	Ordering code	Description
	5912-BK 5910-BK 5913-BK	Reducing Bushing APP 6 AWG - 8 AWG Reducing Bushing APP 6 AWG - 12-10 AWG Reducing Bushing APP 6 AWG - 16-14 AWG
	SBO60HDLRED	Handle SBO 60 – <b>Red</b>
	SBO60CLPORN SBO60CLPRED SBO60CLPWHT SBO60CLPYEL	Cable Clamp SBO 60 – <b>Orange</b> Cable Clamp SBO 60 – <b>Red</b> Cable Clamp SBO 60 – <b>White</b> Cable Clamp SBO 60 – <b>Yellow</b>
	6344	Powerpole Auxiliary Kit 16 to 12 AWG Contact
	441G3 441G1 441G2	1x4 Auxiliary Kit 12 AWG 1x4 Auxiliary Kit 16 to 14 AWG 1x4 Auxiliary Kit 20 to 16 AWG <small>* Auxiliary Kits include (1) Auxiliary Housing, (2) Standard Length Pin Contacts, (2) Socket Contacts, (2) Retaining Pins and (1) Retaining Clip.</small>
	444G1	Aux. Holder Housing - SBE/SBX 1x4
	PM16S12S32 PM16S1416S32 PM16S1620S32 PM16S2024S32	<u>Socket Contacts for 1x4 Auxiliary Connector</u> PowerMod Socket 12 AWG (2,5 mm <sup>2</sup> ) PowerMod Socket 16-14 AWG (1,0-1,5 mm <sup>2</sup> ) PowerMod Socket 20-16 AWG (0,75-1,0 mm <sup>2</sup> ) PowerMod Socket 24-20 AWG (0,50-0,75 mm <sup>2</sup> )

	PM16P12S30 PM16P1416S30 PM16P1620S30 PM16P2024S30 PM16P12A30 PM16P1416A30 PM16P1620A30 PM16P2024A30 PM16P12C30 PM16P1416C30 PM16P1620C30 PM16P2024C30	<p><u>Pin Contacts for 1x4 Auxiliary Connector</u></p> PowerMod Pin 12 AWG, Standard Length 7.7 mm PowerMod Pin 16-14 AWG, Standard Length 7.7mm PowerMod Pin 20-16 AWG, Standard Length 7.7mm PowerMod Pin 24-20 AWG, Standard Length 7.7mm PowerMod Pin 12 AWG, Pre-Mate 9.3 mm PowerMod Pin 16-14 AWG, Pre-Mate 9.3mm PowerMod Pin 20-16 AWG, Pre-Mate 9.3mm PowerMod Pin 24-20 AWG, Pre-Mate 9.3mm PowerMod Pin 12 AWG, Post-Mate 6,6mm PowerMod Pin 16-14 AWG, Post-Mate 6,6mm PowerMod Pin 20-16 AWG, Post-Mate 6,6mm PowerMod Pin 24-20 AWG, Post-Mate 6,6mm
	110G9-BK	Retaining Pin for SBE 80
	4850G6	<p>PPMX Auxiliary Kit 24 to 20 AWG</p> <p>The PPMX auxiliary connector allows up to 8 auxiliary circuits to be used in the SBE®, SBO®, &amp; SBX® housings. There are 4 auxiliary circuits per PPMX connector and two PPMX housings fit into the auxiliary port in the main connector housing</p>
	4803G3-BK 4802G3-BK	Pin Contact for PPMX – 24 to 20 AWG Socket Contact for PPMX – 24 to 20 AWG



-  One-stop shop
-  On-time delivery
-  Independent technical advice



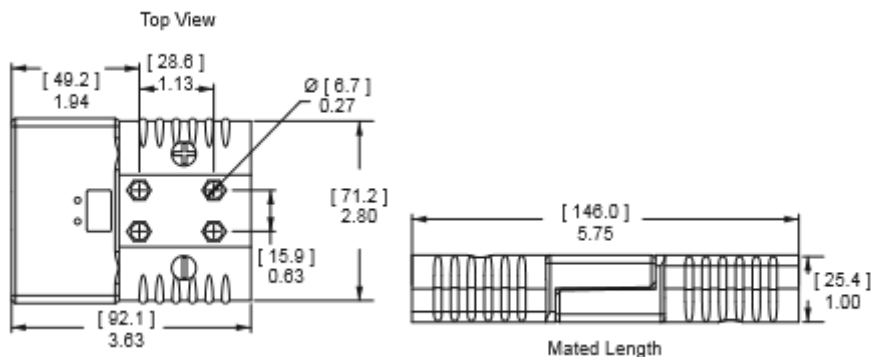
**SBX175** 



<b>Connectors = Housing + wire contacts (set)</b>		
<b>Color</b>	<b>1/0 AWG</b>	<b>2 AWG</b>
<b>Yellow</b>	6377G1	6377G2
<b>Orange</b>	6376G1	6376G2
<b>Red</b>	6379G1	6379G2
<b>Gray</b>	6374G1	6374G2
<b>Blue</b>	6375G1	6375G2
<b>Green</b>	6391G1	6391G2




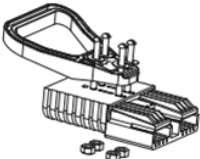
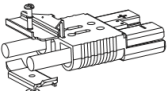
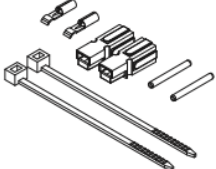
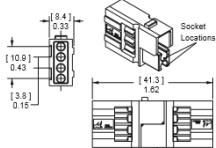
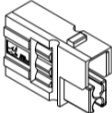
<b>Standard housings</b>		
<b>Color</b>	<b>Ordering code</b>	<b>Description</b>
<b>Yellow</b>	6383G1	Housing SBX 175 – Yellow
<b>Orange</b>	6382G1	Housing SBX 175 – Orange
<b>Red</b>	6385G1	Housing SBX 175 – Red
<b>Gray</b>	6380G1	Housing SBX 175 – Gray
<b>Blue</b>	6381G1	Housing SBX 175 – Blue
<b>Green</b>	6390G1	Housing SBX 175 – Green






 **Silver plated wire contacts**

Section	Ordering code	Description
2 AWG	6384G2-BK	Main Contact SBE 160/SBX 175 – 2 AWG (35 mm <sup>2</sup> )
1/0 AWG	6384G1-BK	Main Contact SBE 160/SBX 175 – 1/0 AWG (50 mm <sup>2</sup> )

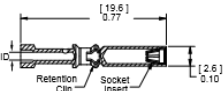
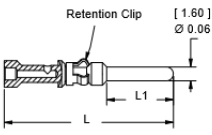
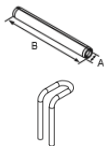
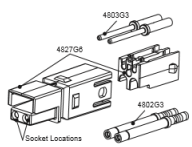
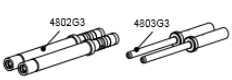
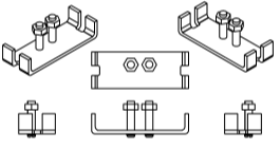
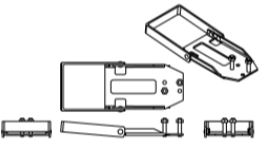
**Accessories**

Picture	Ordering code	Description
	5687-BK 5690-BK 5693-BK 5663-BK 5648-BK	Reducing Bushing APP 1/0 AWG - 1 AWG Reducing Bushing APP 1/0 AWG - 2 AWG Reducing Bushing APP 1/0 AWG - 4 AWG Reducing Bushing APP 1/0 AWG - 6 AWG Reducing Bushing APP 1/0 AWG - 10-8 AWG
	995G1-GRAY 995G3-RED	Handle SBE 160/SBX 175 – Gray Handle SBE 160/SBX 175 – Red
	945G2	Cable Clamp, self-attaching for discrete conductor – 0.62”-0.22”
	6344	Powerpole Auxiliary Kit 16 to 12 AWG contact
	441G3 441G1 441G2	1x4 Auxiliary Kit 12 AWG 1x4 Auxiliary Kit 16 to 14 AWG 1x4 Auxiliary Kit 20 to 16 AWG * Auxiliary Kits include (1) Auxiliary Housing, (2) Standard Length Pin Contacts, (2) Socket Contacts, (2) Retaining Pins and (1) Retaining Clip.
	444G1	Aux. Holder Housing – SBE/SBX 1x4






-  One-stop shop
-  On-time delivery
-  Independent technical advice



	<p>PM16S12S32 PM16S1416S32 PM16S1620S32 PM16S2024S32</p>	<p><u>Socket Contacts for 1x4 Auxiliary Connector</u> PowerMod Socket 12 AWG (2,5 mm<sup>2</sup>) PowerMod Socket 16-14 AWG (1,0-1,5 mm<sup>2</sup>) PowerMod Socket 20-16 AWG (0,75-1,0 mm<sup>2</sup>) PowerMod Socket 24-20 AWG (0,50-0,75 mm<sup>2</sup>)</p>
	<p>PM16P12S30 PM16P1416S30 PM16P1620S30 PM16P2024S30 PM16P12A30 PM16P1416A30 PM16P1620A30 PM16P2024A30 PM16P12C30 PM16P1416C30 PM16P1620C30 PM16P2024C30</p>	<p><u>Pin Contacts for 1x4 Auxiliary Connector</u> PowerMod Pin 12 AWG, Standard Length 7.7 mm PowerMod Pin 16-14 AWG, Standard Length 7.7mm PowerMod Pin 20-16 AWG, Standard Length 7.7mm PowerMod Pin 24-20 AWG, Standard Length 7.7mm PowerMod Pin 12 AWG, Pre-Mate 9.3 mm PowerMod Pin 16-14 AWG, Pre-Mate 9.3mm PowerMod Pin 20-16 AWG, Pre-Mate 9.3mm PowerMod Pin 24-20 AWG, Pre-Mate 9.3mm PowerMod Pin 12 AWG, Post-Mate 6,6mm PowerMod Pin 16-14 AWG, Post-Mate 6,6mm PowerMod Pin 20-16 AWG, Post-Mate 6,6mm PowerMod Pin 24-20 AWG, Post-Mate 6,6mm</p>
	<p>110G9-BK 2-8675P2</p>	<p>Retaining Pin for SBE 160/SBX 175 Retaining Clip for SBE 160/SBX 175</p>
	<p>4850G6</p>	<p>PPMX Auxiliary Kit 24 to 20 AWG  The PPMX auxiliary connector allows up to 8 auxiliary circuits to be used in the SBE®, SBO®, &amp; SBX® housings. There are 4 auxiliary circuits per PPMX connector and two PPMX housings fit into the auxiliary port in the main connector housing</p>
	<p>4803G3-BK 4802G3-BK</p>	<p>Pin Contact for PPMX – 24 to 20 AWG Socket Contact for PPMX – 24 to 20 AWG</p>
	<p>993G2</p>	<p>Manual Release SBE 160/SBX 175 with hardware kit – Battery</p>
	<p>994G2</p>	<p>Manual Release SBE 160/SBX 175 with hardware kit – Charger/Truck</p>



-  One-stop shop
-  On-time delivery
-  Independent technical advice



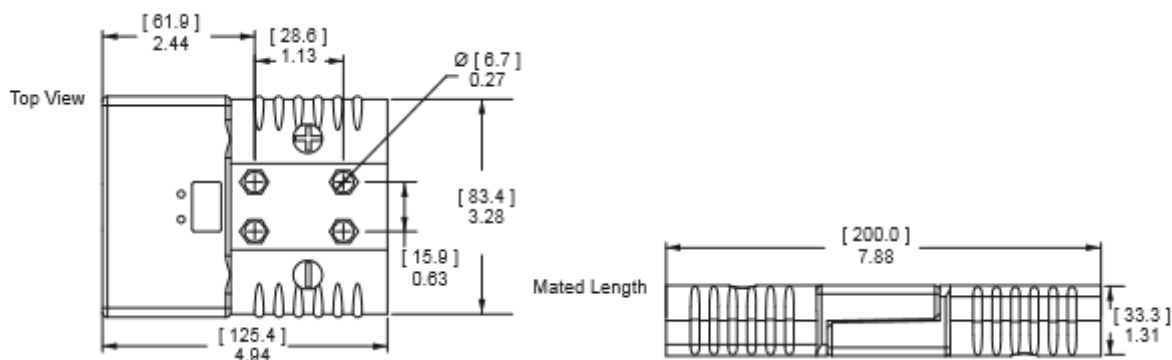
## SBX350



<b>Connectors = Housing + wire contacts (set)</b>								
Color	300/350MCM	4/0 AWG	95 mm <sup>2</sup>	3/0 AWG	70 mm <sup>2</sup>	2/0 AWG	50 mm <sup>2</sup>	35 mm <sup>2</sup>
Yellow	6364G11	6364G3	6364G9	6364G2	6364G8	6364G1	6364G7	6364G6
Orange	6369G11	6369G3	6369G9	6369G2	6369G8	6369G1	6369G7	6369G6
Red	6347G11	6347G3	6347G9	6347G2	6347G8	6347G1	6347G7	6347G6
Gray	6345G11	6345G3	6345G9	6345G2	6345G8	6345G1	6345G7	6345G6
Blue	6346G11	6346G3	6346G9	6346G2	6346G8	6346G1	6346G7	6346G6
Green	6348G11	6348G3	6348G9	6348G2	6348G8	6348G1	6348G7	6348G6
Black	6363G11	6363G3	6363G9	6363G2	6363G8	6363G1	6363G7	6363G6




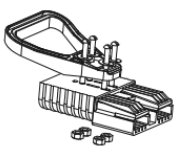
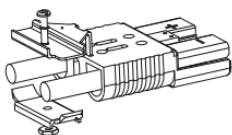
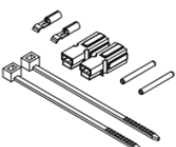
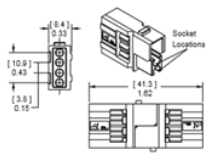
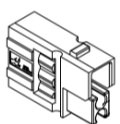
<b>Standard housings</b>		
Color	Ordering code	Description
Yellow	6362-BK	Housing SBX 350 – Yellow
Orange	6339-BK	Housing SBX 350 – Orange
Red	6352-BK	Housing SBX 350 – Red
Gray	6350-BK	Housing SBX 350 – Gray
Blue	6351-BK	Housing SBX 350 – Blue
Green	6353-BK	Housing SBX 350 – Green
Black	6361-BK	Housing SBX 350 – Black






 **Silver plated wire contacts**

Section	Ordering code	Description
2 AWG	6394-BK	Main Contact SBE320 / SBX350 – 2 AWG (35 mm <sup>2</sup> )
50 mm <sup>2</sup>	1341G1-BK	Main Contact SBE320 / SBX350 – 50 mm <sup>2</sup> "Standard"
70 mm <sup>2</sup>	1341G2-BK	Main Contact SBE320 / SBX350 – 70 mm <sup>2</sup> "Standard"
2/0 AWG	6354-BK	Main Contact SBE320 / SBX350 – 2/0 AWG (70 mm <sup>2</sup> )
95 mm <sup>2</sup>	1341G3	Main Contact SBE320 / SBX350 – 95 mm <sup>2</sup> "Standard"
3/0 AWG	6355-BK	Main Contact SBE320 / SBX350 – 3/0 AWG (95 mm <sup>2</sup> )
4/0 AWG	6356-BK	Main Contact SBE320 / SBX350 – 4/0 AWG (120 mm <sup>2</sup> )
300/350 MCM	6358-BK	Main Contact SBE320 / SBX350 – 300/350 MCM (150 mm <sup>2</sup> )

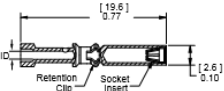
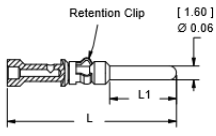
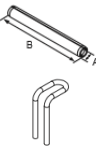
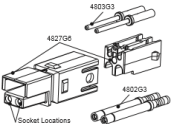
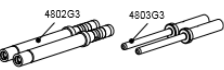
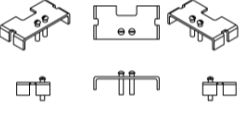
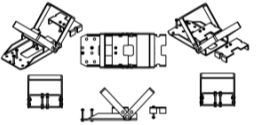
**Accessories**

Picture	Ordering code	Description
	5918-BK 5687-BK 5690-BK 5693-BK 5663-BK 5648-BK 5920-BK	Reducing Bushing APP 2/0 AWG - 1/0 AWG Reducing Bushing APP 1/0 AWG - 1 AWG Reducing Bushing APP 1/0 AWG - 2 AWG Reducing Bushing APP 1/0 AWG - 4 AWG Reducing Bushing APP 1/0 AWG - 6 AWG Reducing Bushing APP 1/0 AWG - 10-8 AWG Reducing Bushing APP 2 AWG - 6 AWG
	995G2-GRAY 995G4-RED	Handle SBE 320/SBX 350 – <b>Gray</b> Handle SBE 320/SBX 350 – <b>Red</b>
	911G2	Cable Clamp, self-attaching for discrete conductor – 0.85" - 0.67"
	6305G1 6310G1	Powerpole Auxiliary Kit 16 to 12 AWG contact Powerpole Auxiliary Kit 20 to 16 AWG contact
	440G3 440G1 440G2	1x4 Auxiliary Kit 12 AWG 1x4 Auxiliary Kit 16 to 14 AWG 1x4 Auxiliary Kit 20 to 16 AWG * Auxiliary Kits include (1) Auxiliary Housing, (2) Standard Length Pin Contacts, (2) Socket Contacts, (2) Retaining Pins and (1) Retaining Clip.
	444G1	Aux. Holder Housing – SBE/SBX 1x4






-  One-stop shop
-  On-time delivery
-  Independent technical advice

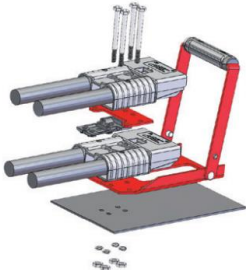



	<p>PM16S12S32 PM16S1416S32 PM16S1620S32 PM16S2024S32</p>	<p><u>Socket Contacts for 1x4 Auxiliary Connector</u> PowerMod Socket 12 AWG (2,5 mm<sup>2</sup>) PowerMod Socket 16-14 AWG (1,0-1,5 mm<sup>2</sup>) PowerMod Socket 20-16 AWG (0,75-1,0 mm<sup>2</sup>) PowerMod Socket 24-20 AWG (0,50-0,75 mm<sup>2</sup>)</p>
	<p>PM16P12S30 PM16P1416S30 PM16P1620S30 PM16P2024S30 PM16P12A30 PM16P1416A30 PM16P1620A30 PM16P2024A30 PM16P12C30 PM16P1416C30 PM16P1620C30 PM16P2024C30</p>	<p><u>Pin Contacts for 1x4 Auxiliary Connector</u> PowerMod Pin 12 AWG, Standard Length 7.7 mm PowerMod Pin 16-14 AWG, Standard Length 7.7mm PowerMod Pin 20-16 AWG, Standard Length 7.7mm PowerMod Pin 24-20 AWG, Standard Length 7.7mm PowerMod Pin 12 AWG, Pre-Mate 9.3 mm PowerMod Pin 16-14 AWG, Pre-Mate 9.3mm PowerMod Pin 20-16 AWG, Pre-Mate 9.3mm PowerMod Pin 24-20 AWG, Pre-Mate 9.3mm PowerMod Pin 12 AWG, Post-Mate 6,6mm PowerMod Pin 16-14 AWG, Post-Mate 6,6mm PowerMod Pin 20-16 AWG, Post-Mate 6,6mm PowerMod Pin 24-20 AWG, Post-Mate 6,6mm</p>
	<p>110G59-BK 2-8675P1</p>	<p>Retaining Pin for SBE 320/SBX 350 Retaining Clip for SBE 320/SBX 350</p>
	<p>4850G6</p>	<p>PPMX Auxiliary Kit 24 to 20 AWG  The PPMX auxiliary connector allows up to 8 auxiliary circuits to be used in the SBE®, SBO®, &amp; SBX® housings. There are 4 auxiliary circuits per PPMX connector and two PPMX housings fit into the auxiliary port in the main connector housing</p>
	<p>4803G3-BK 4802G3-BK</p>	<p>Pin Contact for PPMX – 24 to 20 AWG Socket Contact for PPMX – 24 to 20 AWG</p>
	<p>993G1</p>	<p>Manual Release SBE 320/SBX 350 with hardware kit – Battery</p>
	<p>994G1</p>	<p>Manual Release SBE 320/SBX 350 with hardware kit – Charger/Truck</p>



-  One-stop shop
-  On-time delivery
-  Independent technical advice



 Exploded view diagram of the 994G5 Double Stack Truck/Charger Bracket. It shows two battery packs being mounted onto a red metal frame with a black handle. Various screws and nuts are shown floating around the assembly.	994G5	SBE320/SBX350 Double Stack Truck/Charger Bracket
 Exploded view diagram of the 993G5 Double Stack Battery Bracket. It shows two battery packs being mounted onto a red metal frame. Various screws and nuts are shown floating around the assembly.	993G5	SBE320/SBX350 Double Stack Battery Bracket

