


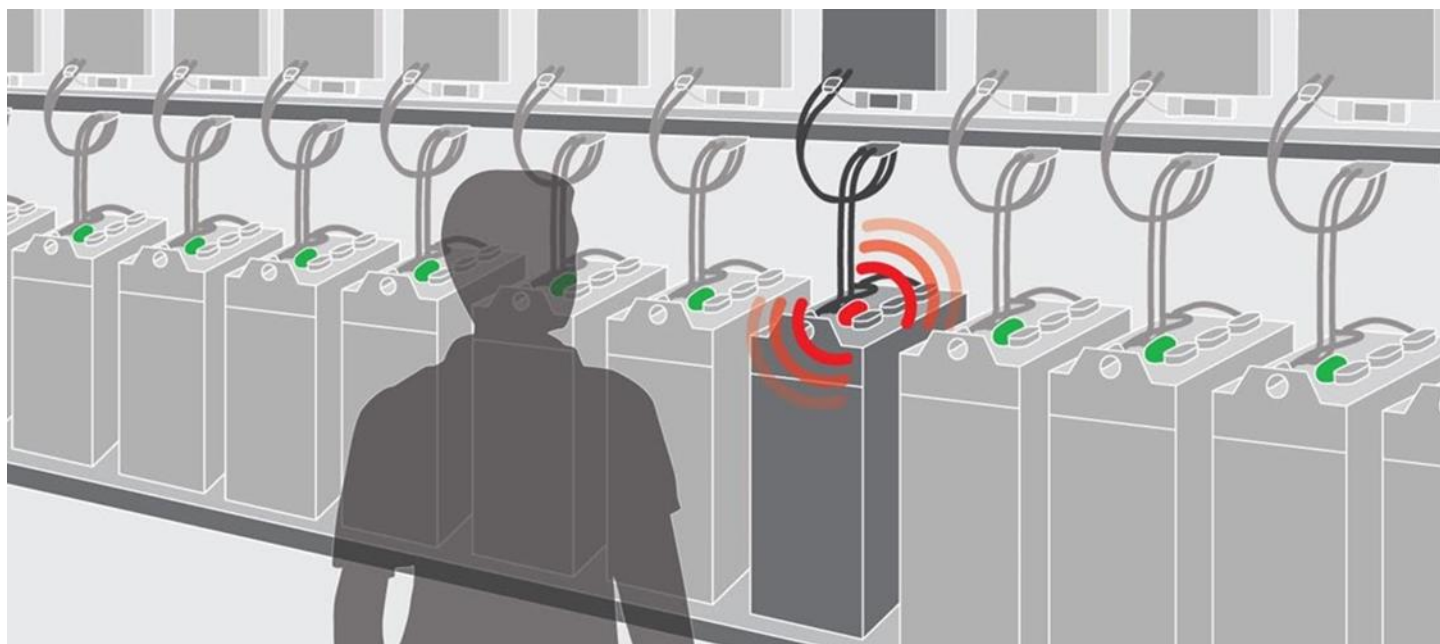




-  One-stop shop
-  On-time delivery
-  Independent technical advice



Water Level Sensors





BLINKY WATER LEVEL SENSORS

BATTERY MONITORING


Expensive assets are almost always monitored to record how they are being used. While a forklift truck has an hour meter and a service record to help estimate the usage level, the monitoring of the battery is often overlooked. This leads to batteries becoming over-discharged, not watered and ultimately dead long before they're supposed to be. The range of battery monitors gives you both visual and audio cues to make sure essential maintenance is carried out, and you can even record and transmit a wide range of data points giving you key information on how individual batteries are performing.

Let your batteries tell you when they need water.

The Blinky™ range of battery water level monitors (BWM) features patented UL Classified® technology that dramatically improves battery maintenance by intelligently alerting personnel when a battery needs water. The new super bright LED light indicator and audible alarm (Pro unit) eliminate operator error by clearly indicating when a battery has sufficient electrolyte. Philadelphia Scientific has three tiers of battery water level monitors to suit all applications and budgets:

- BasicBlinky is the entry level battery water level monitor. It has provided decades of protection against battery dry out and remains the industry leading low-cost battery monitor.
- SmartBlinky is the mid-range battery water level monitor and offers comprehensive functionality for great value. The unique SmartDelay feature provides 100% confidence of a true indication.
- SmartBlinky Pro adds an audible alarm and fool proof installation to SmartDelay, making SmartBlinky Pro the gold standard for battery monitors.

BASIC BLINKY






SMART BLINKY



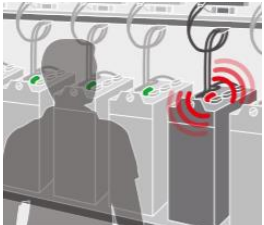



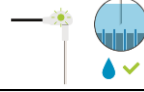





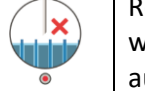


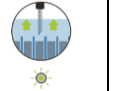




















SMART BLINKY PRO








-  One-stop shop
-  On-time delivery
-  Independent technical advice

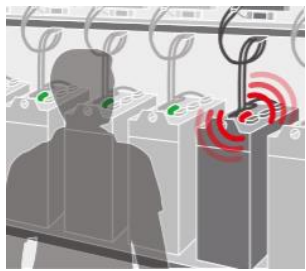














		BasicBlinky		SmartBlinky		SmartBlinkyPro	
							
LED Indications	OK	Green		Green with pulse		Green with pulse	
	Fill soon			Green with red flash		Green with red flash	
	Fill now	No light		Red asymmetric warning flash		Red asymmetric warning flash + audible alarm	
	Refilled			Green flash		Green flash	
LED		Super bright LED		Super bright LED		Matrix of four super bright LEDs	
Operating voltage		4,0 V (Max. 18 V)		4,0 V to 12,0 V (Max. 18 V)		24 V to 80V (Max. 80V)	
Forgiveness zone 		7.0 V to 18.0 V hibernates		14 V to 16.0 V hibernates		N/A	
Nominal current		28.0mA		2.67mA		@ 24V 20mA, @ 48V 10mA, @ 80V 5mA	
Fuses		Version B & S : 1 Version Q : 2		Version B & S : 2 Version Q : 3		Version B & S : 2 Version Q : 3	
Standard probe length		122 mm		122 mm		122 mm	
Certification		UL, C-Tick, CE Mark		UL, C-Tick, CE Mark		UL, C-Tick, CE Mark	
Return On Invest in weeks		9		18		20	
Reverse polarity protection 							
SmartDelay 							
Audible alarm							
Days without water indicator (SmartBEEP) 							
Anycell installation 							



























-  One-stop shop
-  On-time delivery
-  Independent technical advice






		BasicBlinky	SmartBlinky	SmartBlinkyPro
				
Housing dimensions		L = 27 mm W = 12 mm H = 15 mm	L = 33 mm W = 12 mm H = 14 mm	L = 62 mm W = 32 mm H = 25 mm
Weight		90,7 grams	90,7 grams	120 grams
Connections		(S) M4 steel ring & screw (B) M10 steel ring (Q) FlexiTap piercing	(S) M4 steel ring & screw (B) M10 steel ring (Q) FlexiTap piercing	(S) M4 steel ring & screw (Q) FlexiTap piercing
Versions	Standard: LED on the probe		Standard: LED on the probe 	Standard: LED on the battery 
	Remote: LED located anywhere on battery		Remote: LED located anywhere on battery 	Remote: LED mounted between the cables 
	Cyclops: LED mounts between the cables		Cyclops: LED mounts between the cables 	
	Detachable: Allows the LED to be mounted anywhere.		Detachable: Allows the LED to be mounted anywhere. 	
	Interface: A 'clean contact' output for connection to 3rd party devices – no LED		Interface: A 'clean contact' output for connection to 3rd party devices – no LED 	

Remark: for other versions, please contact us






Version	Ordering code	Description	Connection
	BL-BWM3-S	Basic Blinky – M4	
	BL-BWM3-B	Basic Blinky – M10	
	BL-BWM3-Q	Basic Blinky – Flexi Tap	
	BL-SWM3-S	Smart Blinky – M4	
	BL-SWM3-B	Smart Blinky – M10	
	BL-SWM3-Q	Smart Blinky – Flexi Tap	
	BL-SWM3-BR	Smart Blinky – Remote Detachable – M10	
	BL-SWM3-SRC	Smart Blinky – Remote Cable Mount – M4	
	BL-SWM3-BRC	Smart Blinky – Remote Cable Mount – M10	
	BL-SWM3-QRC	Smart Blinky – Remote Cable Mount – Flexi Tap	
	BL-SREM3-S	Smart Blinky – Remote – M4	
	BL-SREM3-B	Smart Blinky – Remote – M10	
	BL-SWM3-B-IF	Smart Blinky – Interface – M10 – No LED	
	BL-SWM3-Q-IF	Smart Blinky – Interface – Flexi Tap – No LED	
	BL-SWP-C	Smart BlinkyPro – Remote Cable Mount – Self-Piercing	
	BL-SWP-S	Smart BlinkyPro – Battery Mount – M4	
	BL-SWP-Q	Smart BlinkyPro – Battery Mount – Flexi Tap	
	BL-BWMQFG	Grommet, Quick Fit for Blinky (Packed per 25) <ul style="list-style-type: none"> The spare grommets fit for all Blinky's 	



Remark: for other versions, please contact us



-  One-stop shop
-  On-time delivery
-  Independent technical advice



Advantages	
	Patented Smart Sensing Technology: The Blinky eliminates false indication. This maximizes watering intervals to prevent unnecessary watering or dry out and minimizes costly boil overs.
	Battery-friendly probe: The probe is lead so there is never a fear of poisoning the cell into which it is placed.
	Engineered to be tough: The Blinky’s are built to withstand the harsh environment of industrial battery applications. All materials are resistant to corrosion and the low profile design protects against damage.
	Inexpensive and cost effective: Over a battery lifetime, the Blinky battery watering monitor saves a surprising amount of time - or labour cost - and delivers a rapid return on investment.
	Fits almost all batteries: Blinky monitors are available with many standard probe lengths, and can also be easily trimmed to any custom length.

 Extra info 	
Reverse polarity protection	Connecting SmartBlinky ‘the wrong way round’ will not damage it.
SmartDelay	The SmartDELAY optimises battery filling whilst preventing boil-over. The electrolyte level in a battery can rise and fall several times a day, with SmartDELAY the Smart Blinky’s LED only turns red once the electrolyte level has been low for over 24 hours, reducing the risk of incorrect topping and reducing the topping frequency.
Days without water indicator	SmartBEEP - The Smart Blinky Pro has a unique beeper that will help you identify a battery that needs water even if you can’t see it. The frequency of the beep indicates for how many days the electrolyte has been low.
Anycell installation	Patented universal voltage and polarity means the installation is simple and cannot damage the device. ANYCELL technology means it is almost impossible to put the probe in the wrong location.
Forgiveness Zone	This feature provides for more tolerance of installation errors, reducing the risk of damaging the monitors during installation. If the unit is installed incorrectly within the forgiveness zone the LED will not come on but the unit is not permanently damaged and can be corrected.